

A B C D E F G H I

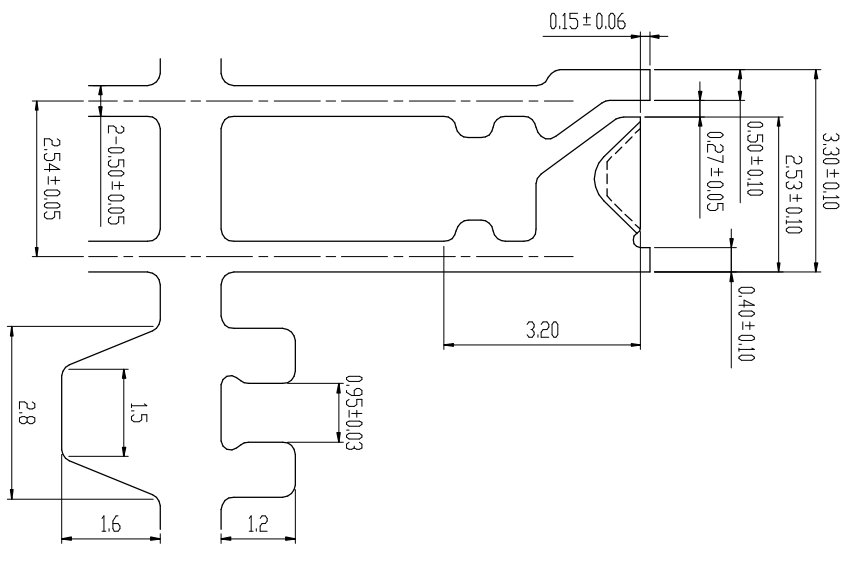
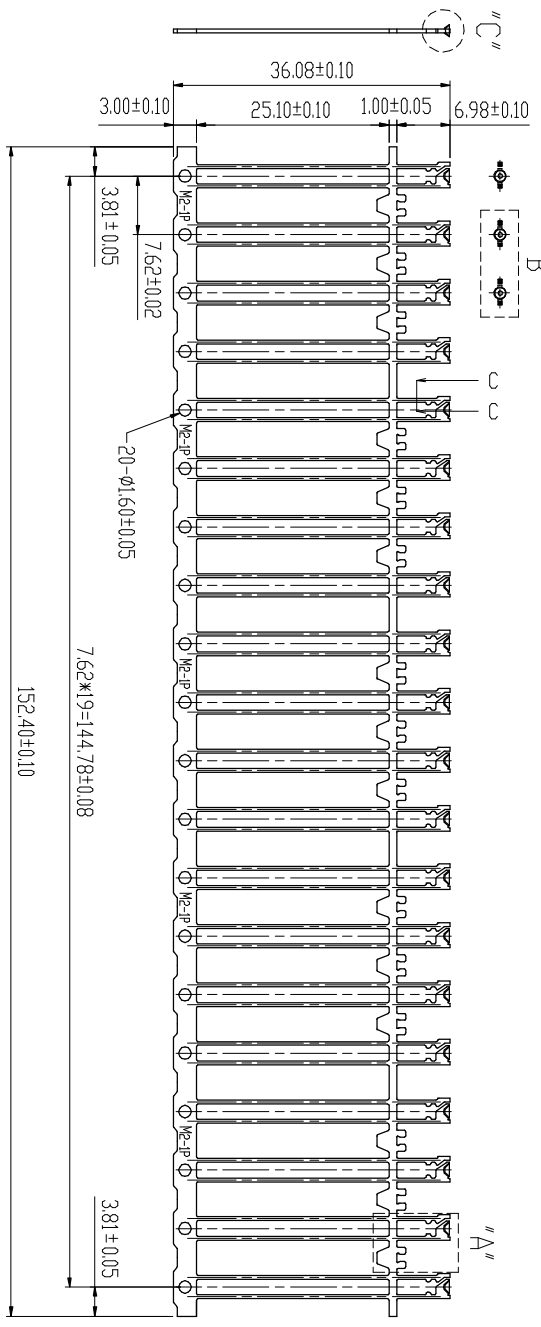
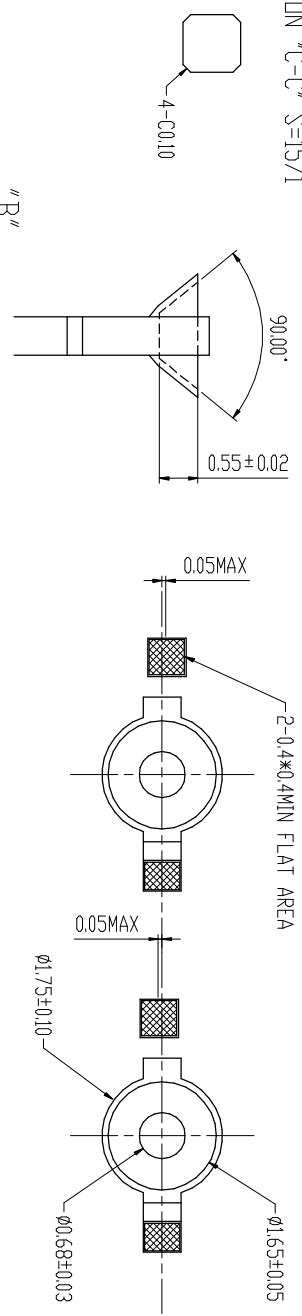
SECTION "C-C" S=15/1

"C" S=10/1

"B" S=10/1

REVISION

REV	DESCRIPTION	BY	DATE
A	NEW DRAWING	J.S.SHEU	12/06/06
B	MODIFY P/N	J.S.SHEU	01/02/07



"A" S=8/1

CHAIN PRECISION INDUSTRIAL CO., LTD.

TITLE 2003M2-1P

SCALE 1:1 SIZE A4 PART NO. E0457-A38XXXXXA REV B

- NOTE:
1. MATERIAL: 0.50±0.025 THICK SPCG-SD.
 2. BURR: 0.05MAX. UNLESS OTHERWISE SPECIFIED.
 3. RADIUS: 0.30 MAX. ON ALL SHARP CORNERS UNLESS OTHERWISE SPECIFIED.
 4. BOW: NOT TO EXCEED 0.50 IN A 20 FRAME STRIP.
 5. CROSS BOW: NOT TO EXCEED 0.20 TO 36.08 WIDTH.
 6. TWIST: 0.50 MAX. IN A FRAME STRIP.
 7. CAMBER: LESS THAN 0.10 WHEN MEASURE OVER 20 POSITIONS.
 8. TWISTING ANGLE: ±2° MAX. DF THE BOWL.
 9. TOLERANCE: IS ±0.10 UNLESS OTHERWISE SPECIFIED.

A380000A	UNPLATING REEL	DR	J.S.SHEU	DATE	01/02/07	MAT'L	SEE NOTE 1
A386000A	AGLE80U*/T50U* REEL	CHK	J.S.SHEU	DATE	01/02/07	FINISH	SEE NOTE 2
A386B20A	AGLE80U*/T50U* 20PIN	APPD				DWG. NO.	M0457

SH1 OF 1