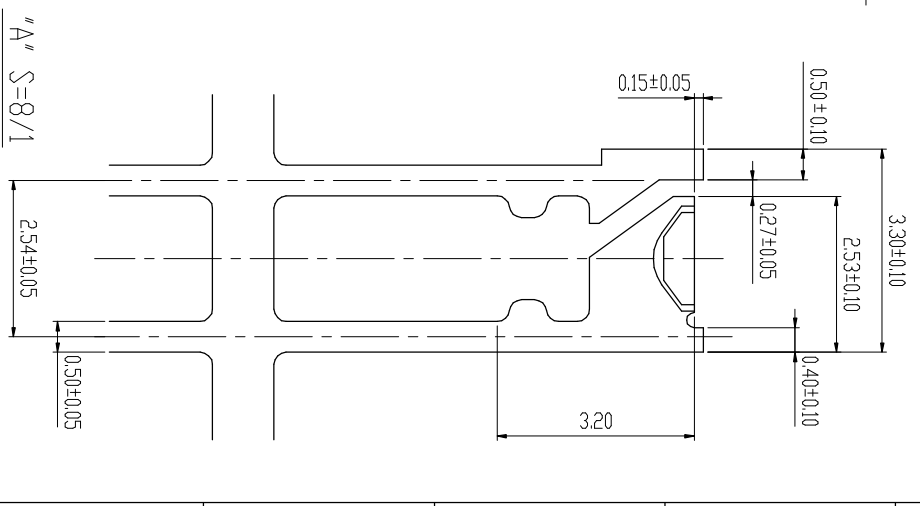
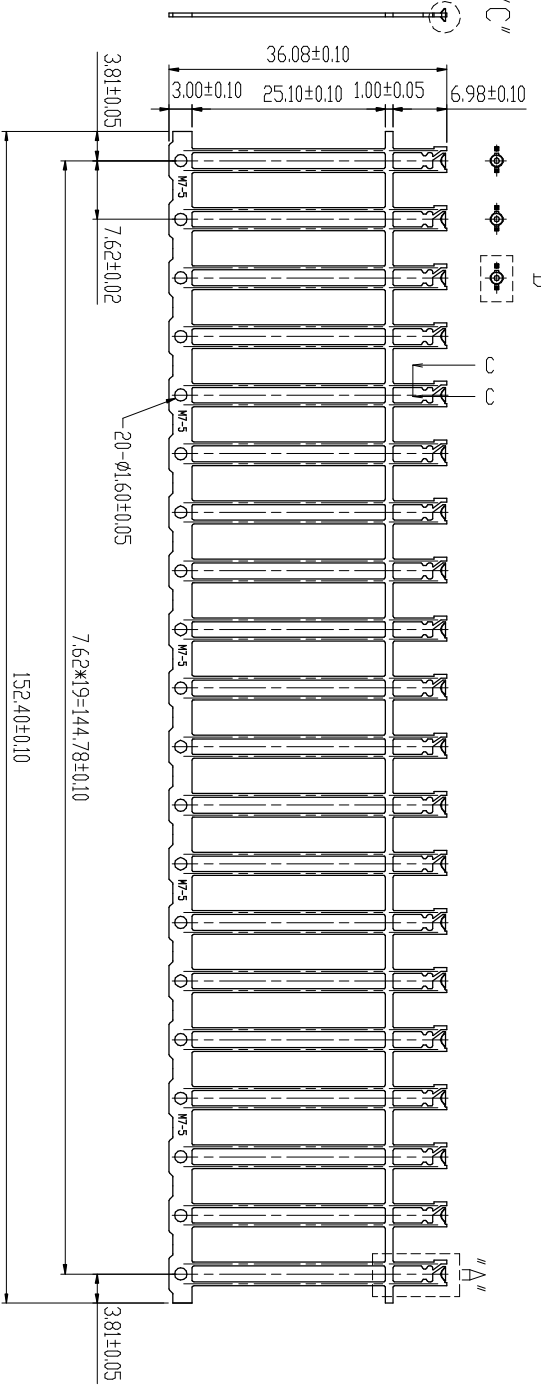
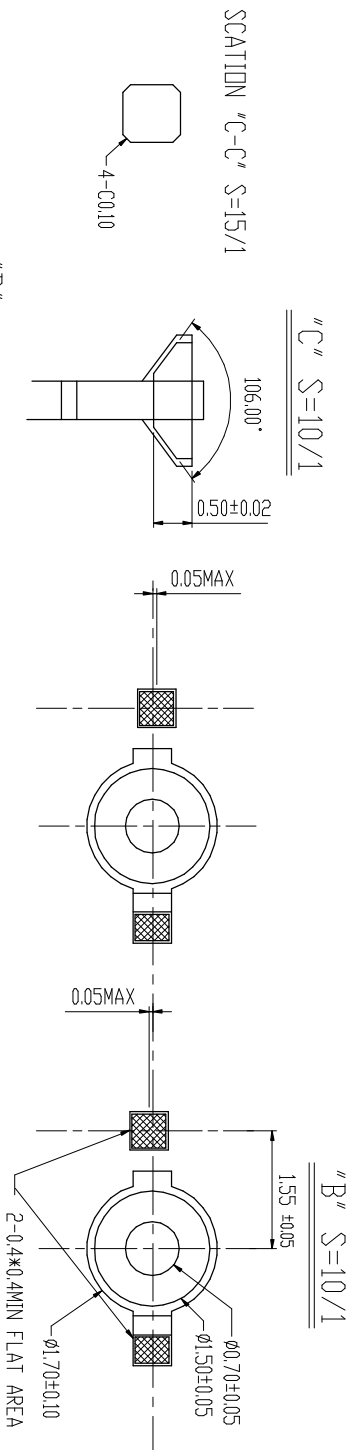


A B C D E F G H I

REVISION			
REV	DESCRIPTION	BY	DATE
A	NEW DRAWING	MS.SU	10/24/03
B	MODIFY P/N	J.S.SHEU	01/02/07



- NOTE:
1. MATERIAL: 0.50±0.025 THICK SPCC-SLD.
  2. BURR: 0.05MAX. UNLESS OTHERWISE SPECIFIED.
  3. RADIUS: 0.30 MAX. ON ALL SHARP CORNERS UNLESS OTHERWISE SPECIFIED.
  4. BOW: NOT TO EXCEED 0.50 IN A 20 FRAME STRIP.
  5. CROSS BOW: NOT TO EXCEED 0.20 TO 36.08 WIDTH.
  6. TWIST: 0.50 MAX. IN A FRAME STRIP.
  7. CAMBER: LESS THAN 0.10 WHEN MEASURED OVER 20 POSITIONS.
  8. TWISTING ANGLE: ±2° MAX. OF THE BOWL.
  9. TOLERANCE: IS ±0.10 UNLESS OTHERWISE SPECIFIED.

G180000A	UNPLATING REEL	DR	J.S.SHEU	DATE	01/02/07	MAT'L	SEE NOTE 1
ANGLES 0°±20°		CHK	J.S.SHEU	ENGR	01/02/07	FINISH	SEE NOTE 2
M/M		APPD				DWG. NO.	M0344
0.0±0.13							
0.00±0.05							
0.000±0.03							

TITLE			2003M7-5	REV	B
SCALE			1:1		
SIZE			A4		
PART. NO.			E0344-G18XXXXA	SHT 1 OF 1	
CHALIN PRECISION INDUSTRIAL CO., LTD.					