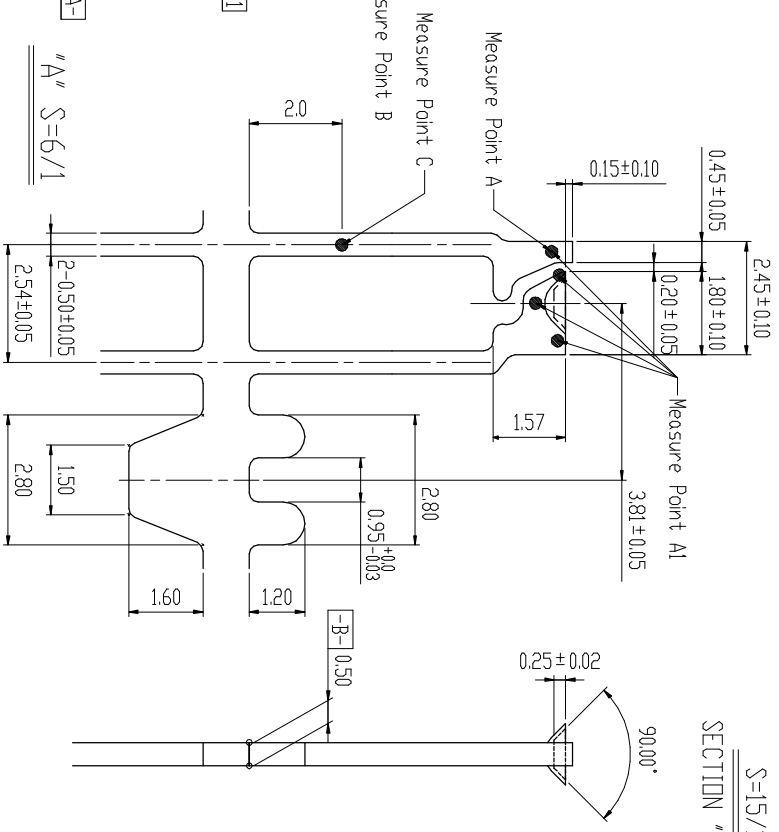
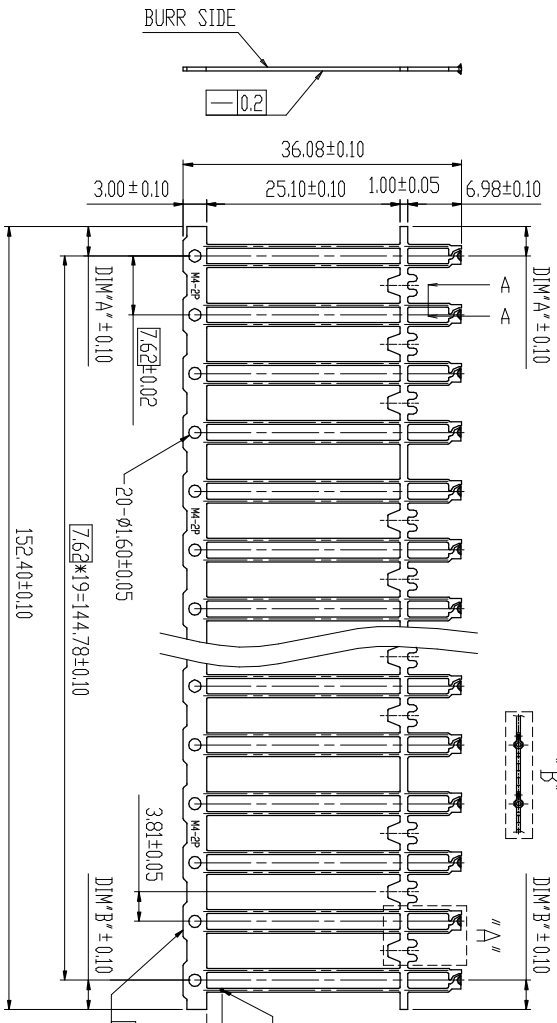
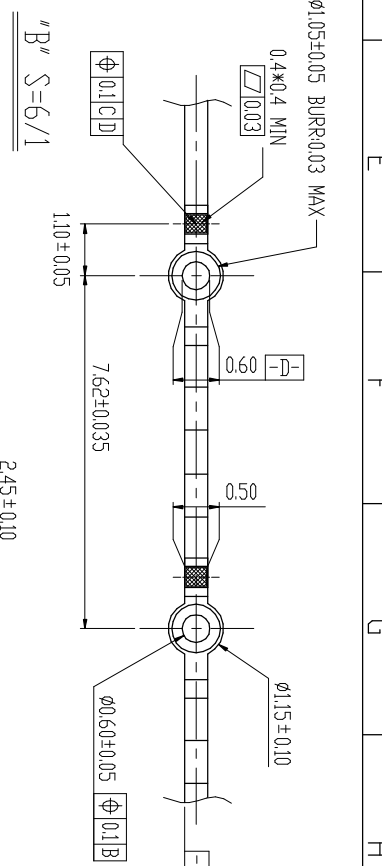


A B C D E F G H I

TABLE 1		DESCRIPTION					
UNPLATING REEL	PLATING	PART NO.	UNDERPLATING	AAI Point	B Point	C Point	PIECE
Q18000004	Q18600004	Q1860D204	CU FLASH	AG 80u"	AG FLASH	AG 80u"	20PIN

TABLE 2		DESCRIPTION					
UNPLATING REEL	PLATING	PART NO.	UNDERPLATING	AAI Point	B Point	C Point	PIECE
Q18000004	Q18610004	Q1861B204	CU FLASH	AG 80u"	AG 50u"		20PIN



PART NO	DIM A"	DIM B"	Measure Point
Q1860D204	2.27	5.35	A1
Q1861B204	3.81	3.81	A

NOTE:  
 1. MATERIAL: 0.50±0.025 THICK SPCC-SD.  
 2. BURR: 0.05 MAX. UNLESS OTHERWISE SPECIFIED.  
 3. RADIUS: 0.30 MAX. ON ALL SHARP CORNERS UNLESS OTHERWISE SPECIFIED.  
 5. CAN NOT BE DISCOLOR AFTER BY 160° BAKING FOR 2 HOURS.

ANGLES 0°±20°		MM	DR	DATE	MATERIAL
CHK	ENGR				
0.0±0.13	JOE	06/09/10'	JOE	06/09/10'	SEE NOTE 1
0.00±0.05	JOE	06/09/10'	JOE	06/09/10'	FINISH SEE PART NO. TABLE
0.000±0.03	APPD	APPD			DWG. NO. M0344

CHAIN PRECISION INDUSTRIAL CO., LTD.  
 DWG TYPE TITLE C 2004M4-2P  
 SCALE SIZE PART NO. 1:1 A4 E03044-Q18XXXXXA  
 REV C SHIT 1 OF 2

REVISION			
REV	DESCRIPTION	BY	DATE
A	NEW DRAWING	J.S.SHEU	01/19/09'
B	MODIFY DRAWING	SAM	09/10/09'
C	ECN 1006-002	JOE	06/09/10'

A B C D E F G H I